

Pr11343 - Sitepass Visitor User Guide for Visitors

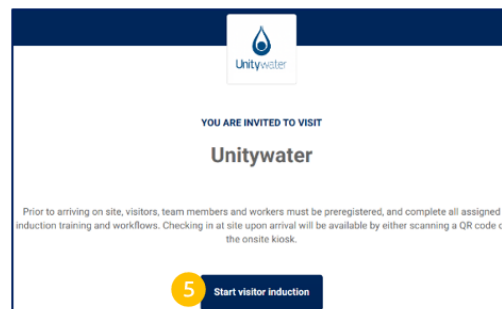
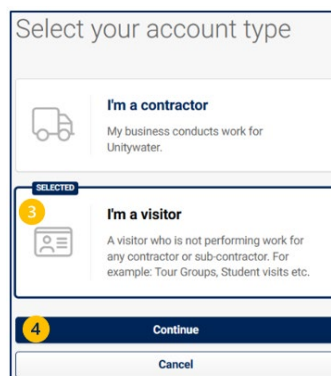
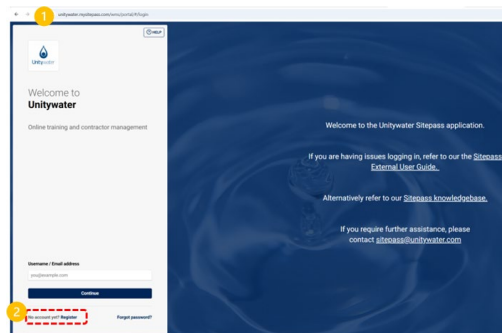
Sitepass - Quick Start Guide for Visitors

- **What is Sitepass?** Sitepass helps manage site safety and access. For quicker sign-in, complete the induction online before your visit. If not, you can do it on arrival, but it will delay your entrance as you must sign in before gaining access.
- **Why do I need to do an induction if I'm not working?** Even if you're not working, the induction ensures your and others safety by covering site hazards, emergency plans, and any protective clothing or equipment you might need.
- **What if I am working?** If you'll be performing work, register as a Worker in Sitepass. Contact your Employer or Unitywater Representative to send you an invitation.
- **Where can I get help?** You can find our [Sitepass External User Guide](#) via the link, or on our website. Alternatively, contact sitepass@unitywater.com.

Registering a Visitor Profile in Sitepass

The following steps will register you as a Visitor in Sitepass.

1. Go to or click this link:
<https://unitywater.mysitepass.com>.
TIP: If you have already arrived at our workplace, scan the QR code which will take you through these same prompts.
2. Click on **No account yet? Register** at the bottom, left hand corner of the page.
3. Select **I'm a Visitor**.
4. Click **Continue**.
5. Click **Start Visitor induction** and follow the prompts.



Once you have completed the necessary requirements for the site, you'll be able to successfully sign-in using the QR Code at the site entrance.